


Optical, Electron, and Scanning Probe Microscopy

Online Workshop November 6th, 2024



9.20 - 9.30 **M. Cuscunà, CNR-Nanotec (Lecce)**
Introduction

9.30 - 10.00 **C. Spinella, University of Catania - CNR-IMM (Catania)**
Exploring matter at the atomic level

10.00 - 10.30 **C. Bongiorno, CNR-IMM (Catania)**
Sample preparations for transmission electron microscopy

10.30 - 11.00 **N. Gilli, CNR-IMM (Bologna)**
The Basis of Focused Ion Beam

11.00 - 11.15 **Break**

11.15 - 11.45 **F. Biancardi, Carl Zeiss**
How Scanning Electron Microscopy can Work in 3 Dimensions

11.45 - 12.15 **C. Albonetti, CNR-ISMN (Bologna)**
Exploring Nanoworlds by Scanning Probe Microscopy

12.15 - 12.45 **A. Picone, Politecnico di Milano**
Scanning Tunneling Microscopy as a versatile probe to investigate low-dimensional systems at the atomic scale

12.45 - 14.00 **Lunch break**

14.00 - 14.45 **F. Bazzocchi, Area Science Park (Trieste)**
NeXus and Electron Microscopy

14.45 - 15.45 **A. Rainer, P. Mozetic, E. De Luca, Campus Bio-Medico University (Rome), CNR-Nanotec (Lecce)**
Live demo: A primer on advanced optical microscopies: FLIM and SMLM

15.45 - 16.15 **Jianjun Huang, KU Leuven University (Leuven)**
Multifunctional linkers for Expansion Microscopy

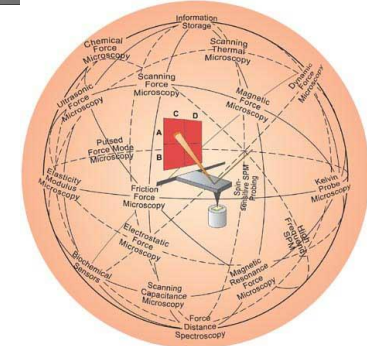

16.15 - 16.30 **Round table**

Scientific & Organizing Committee

M. Cuscunà, D. Simeone, D. Lorenzo, *CNR-Nanotec (Lecce)*

A. La Magna, A. M. Mio, *CNR-IMM (Catania)*

R. Bertacco, A. Giampetri, *Politecnico di Milano*



Registration: <https://forms.gle/sjyJkFij4pmPhQHx6>



Deadline: November 5th

